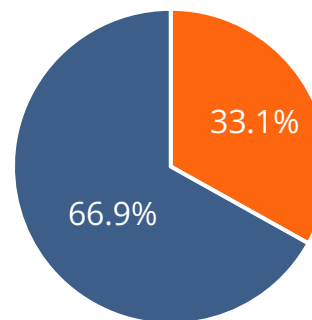
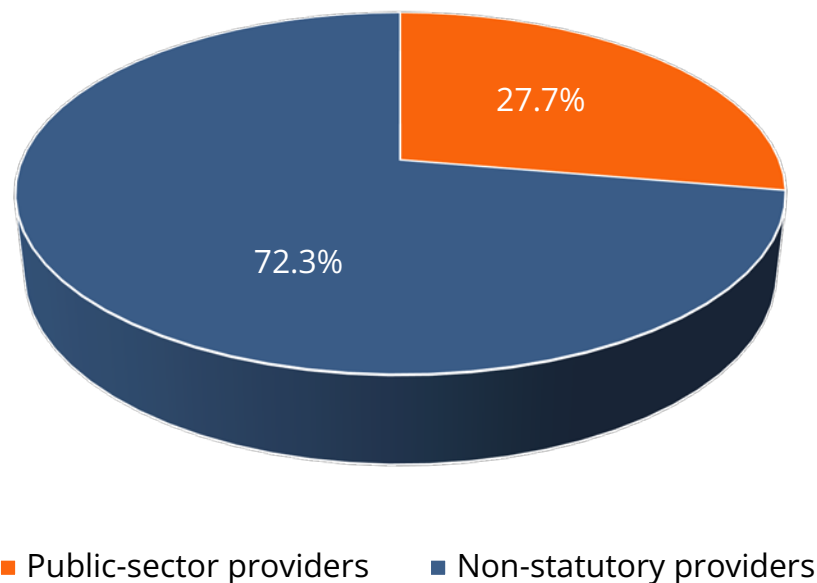




3.1.5 Facilities operated by public-sector and non-statutory providers

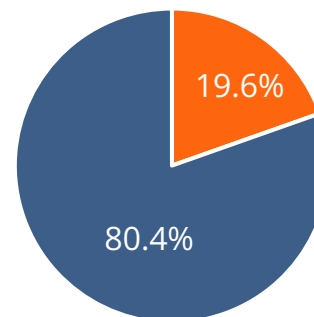
Day care facilities for children; 1 March 2022 (N = 59,323)

Facilities of child and youth services, total (N = 98,108)



Public-sector providers ■ Non-statutory providers

Facilities in other fields of work; 31 December 2020 (N = 38,785)



Public-sector providers ■ Non-statutory providers